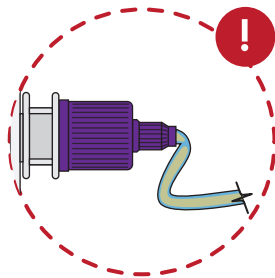




The intended use for the Mobility+™ Bag is to contain the Mobility+™ Enteral Feeding System.

PRECAUTIONS

- Ensure the Cross Spike connector of the Giving Set is protruding through the port (see Image 3) to prevent kinking as shown !.
- Do not use the Mobility+ bag if the adjustable strap or buckle clip is damaged.
- Wear the bag so that the spout of the Mobility+ feeding system is within ±6 inches (±15cm) of enteral stoma height while feeding.



CLEANING & STORAGE

- Handwash at 85°F (30°C).
- Do not tumble dry.
- Store in a dry, clean, well-ventilated area.



Handwash. Cleaning the textile article is allowed only by washing by hand. Ref. 3125 in ISO 7000		No tumble drying Indicates that tumble drying is not allowed in the drying process. Ref. 3109 in ISO 7000	
No dry cleaning Indicates dry cleaning is not allowed. Ref. 3114 in ISO 7000		No bleaching Indicates that bleaching the textile article is not allowed. Ref. 3124 in ISO 7000	
No ironing Indicates that ironing is not allowed. Ref. 3113 in ISO 7000		Patient information website Indicates a website where patient can obtain information on the medical product Ref. 5.7.4 in ISO 15223-1:2021	
Manufacturer. Indicates the medical device manufacturer. Ref. 5.1.1 in ISO 15223-1:2021		Batch code. Indicates the manufacturer's batch code so that the batch or lot can be identified. Ref. 5.1.5 in ISO 15223-1:2021	
Keep away from sunlight Indicates a medical device that needs protection from light sources. Ref. 5.3.2 in ISO 15223-1:2021		Catalogue number. Indicates the manufacturer's catalogue number so that the medical device can be identified. Ref. 5.1.6 in ISO 15223-1:2021	
Consult instructions for use. Indicates the need for the user to consult the instruction for use. Ref. 5.4.3 in ISO 15223-1:2021		Keep Dry Indicates a medical device that needs to be protected from moisture. Ref. 5.3.4 in ISO 15223-1:2021	
Unique device identifier Indicates a carrier that contains unique device identifier information Ref. 5.7.10 in ISO 15223-1:2021			

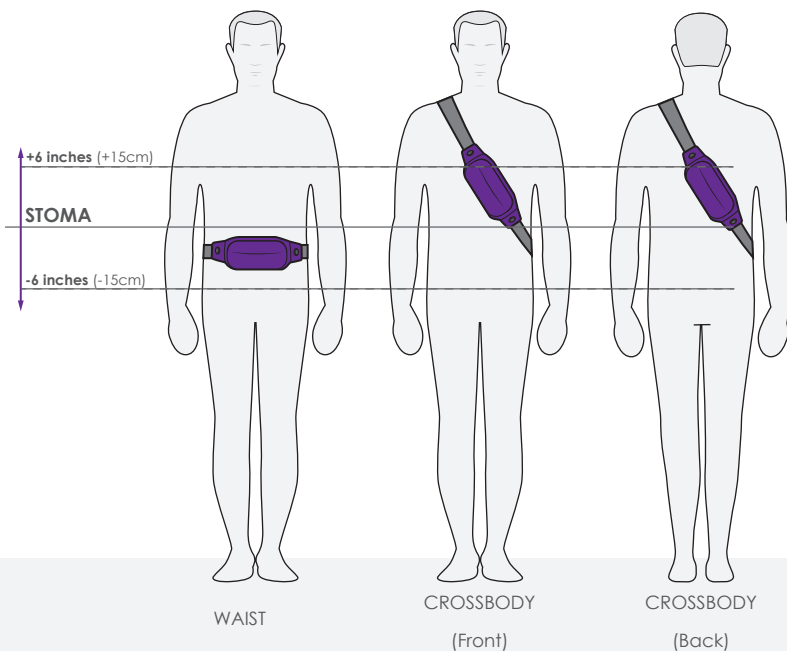
2024-06-13 LA2002 Rev 3.0

Manufactured in China for:
Rockfield Medical Devices Ltd.,
ATU iHub Galway City, Dublin Road,
Galway, H91DCH9,
Ireland.

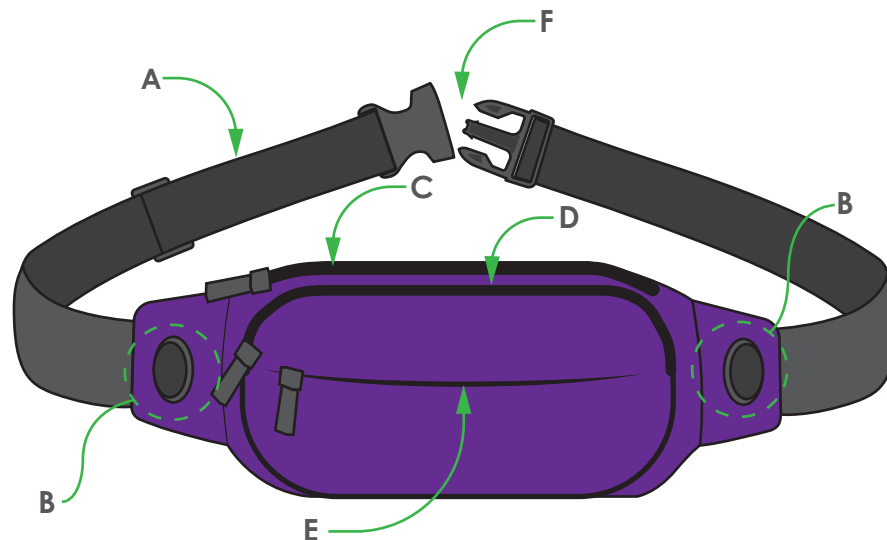


For further information visit
www.rockfieldmd.com





WEAR THE MOBILITY+™ BAG OVER CLOTHING



MOBILITY+™ BAG FEATURES

A: Adjustable Strap

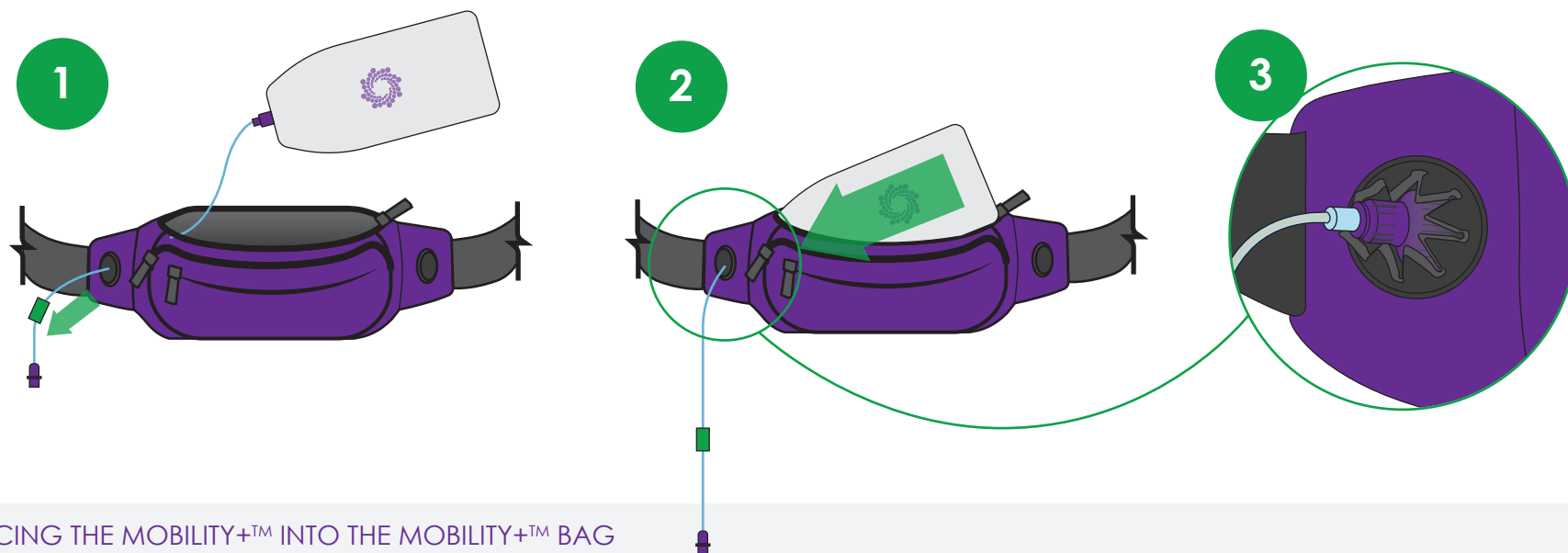
B: Giving set exit port

C: Zip pocket for Mobility+™

D: Secondary pocket

E: Tertiary pocket

F: Buckle Clip



PLACING THE MOBILITY+™ INTO THE MOBILITY+™ BAG

1: Pass the Giving Set through one of the ports (B).

2: Place the filled Mobility+™ into pocket C.

3: Ensure the Cross Spike connector of the Giving Set is protruding through the port. This helps prevent kinking. **!**

4: Loosely coil any excess Giving Set tubing and keep it secure to avoid snagging the tubing.